

**DIO** Full Arch **navi.**

Full of Teeth, Full of Life.



The Innovative Digital Full Arch Solution for Dentists and Patients

---

# What is **DIONavi. Full Arch?**

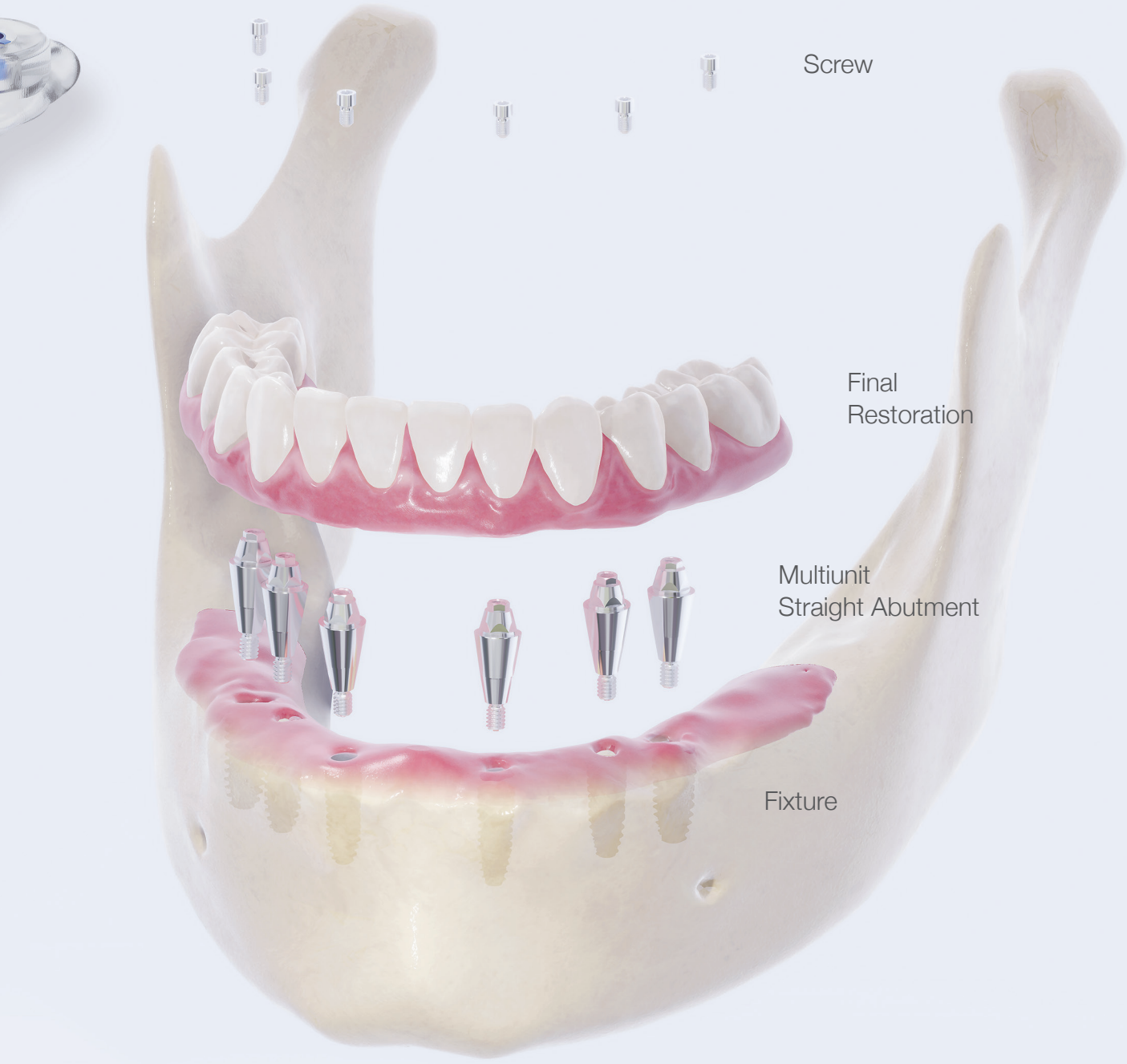


DIONavi. Guide

## **DIONavi. Full Arch System**

Treat an edentulous patient with a digital process using intraoral scanner, CBCT, DIONavi. guide and DIONavi. Full Arch prosthesis.

Recover the patient's oral condition with the best.



Screw

Final  
Restoration

Multiunit  
Straight Abutment

Fixture

---

# Why DIOnavi. Full Arch?

## 1. Best accuracy and stability with DIOnavi. guide system

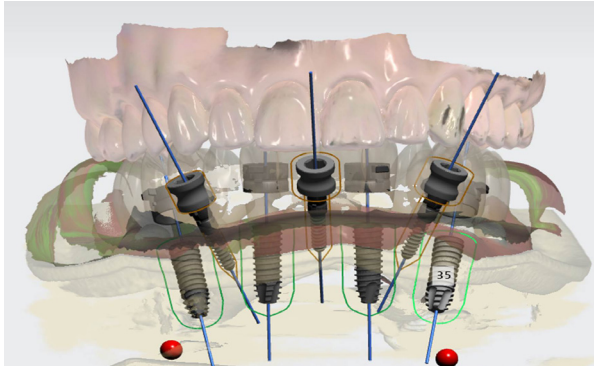
- Reduce inconvenience and error of analog method



- Digitalization of all processes from input data to output product
- DIOnavi. full digital leveling error : Average 0.26

---


## 2. High accurate with full digital system



Taking impression by using intraoral scanner and CBCT can reduce errors. Patient's mouth can be checked minutely because it uses data taking from them.

---

## 3. Simple and easy!



The patient's scanned and designed prosthetic file is saved as digital file.

Without patient's visit, the prosthetic can be remade by using the digital file from database.

#### 4. Reduce chair time and recover the patient's oral condition on the day of the procedure with pre-made provisional bridge



#### 5. All prosthetics is screw-retained type

- Screw-retained type advantage :  
Easier to clean, repair and better prognosis than cement-retained type.



#### 6. The most comfortable prosthetics for patient with digital workflow



##### Temporary Denture

While a patient uses a temporary denture, the denture design is modified suitably with patient's oral structure for the most comfortable design.



##### Provisional Bridge

The DIOnavi. Full Arch digital workflow allows all patient records to be converted to a provisional bridge.



##### Final Restoration

A final restoration which has the most comfortable design for patient can be made.

#### Why Digital Workflow?

- It is impossible to convert the temporary denture information to a provisional bridge exactly same with an analogue workflow.
- It can make sure that the prosthesis design is the most suitable for patient's oral condition while the patient uses the provisional bridge.

# DIOnavi. Full Arch Workflow

## Step 1.

Fabrication of Temporary Denture



1. Wax Denture Scan



DIO Center

Denture Fabrication



2. Denture Setting

## Step 2.

2-1. Surgery Preparation



1. Denture Scan



DIO Center

Surgical Guide & Provisional Bridge Fabrication



2-2. Surgery & Provisional Bridge Setting



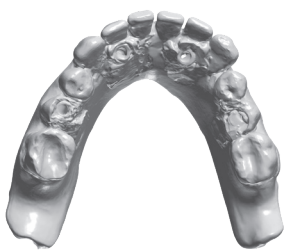
2. Guide Surgery



3. Provisional Bridge Fine-Tuning

### Step 3.

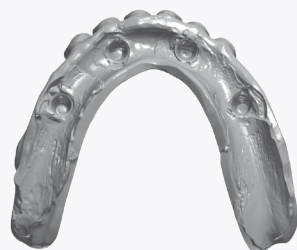
#### Final Restoration



4. Provisional Bridge & Bite Scan



5. Provisional Bridge Setting



1. Provisional Bridge Scan



2. Final Restoration Setting



DIO Center

Final Restoration  
Fabrication



---

# DIONavi. Full Arch Product

Wax Denture



The product made a thermoplastic resin wax. It is easy to handle and get gums and occlusion of edentulous patients. Mostly occlusion impression use for edentulous patient.

Temporary Denture



This is a temporary denture made with DIO PROBO to restore mastication function of edentulous patients and stabilize occlusal parameters before the DIONavi. procedure.

Provisional Bridge



Immediate prosthesis seated immediately after implantation which restores the function and aesthetics of teeth in edentulous patients.

Final Restoration



Final restoration of DIONavi. Full Arch is fabricated using a date from provisional bridge which makes occlusion comfortable and esthetics effect for patient. The material and shape of the final restoration are determined according to the patient's oral condition.



## Conical Abutment Screw Driver



Length	2.0 Int. Hex
12	HD 2012A

## Screw Driver

### · Ratchet



MHD 1215A
Hex 1.2

**Caution** Do not use this for multiunit straight abutment

### · Machine

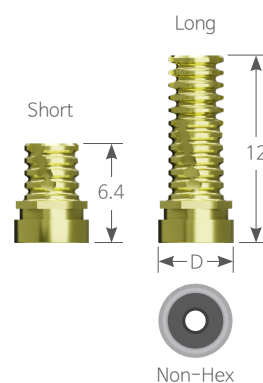


MMD 1224
Hex 1.2

## Temporary Cylinder

- Abutment level use in case of making temporary prosthetics of abutment level
- Uses 1.2 Hex Driver
- Tightening Torque : 20Ncm
- Packing Unit : Temporary Cylinder + Cylinder Screw (MSC 1604)

Length	Code
6.4mm	MTEM 4806N
12mm	MTEM 4812N

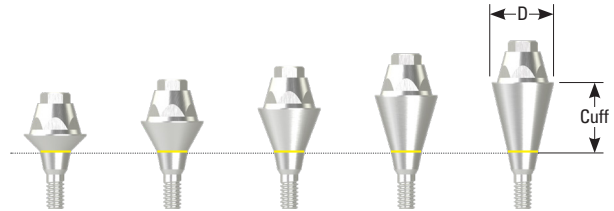


Cylinder Screw
MSC 1604
Ø2.15 x 4mm

## Narrow Multi Straight Abutment Narrow

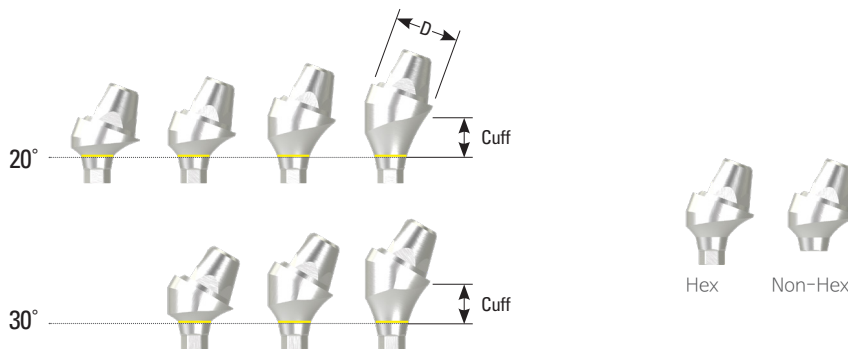
- Exclusive for anterior teeth
- Recommended torque : 25Ncm
- Packing unit : Narrow Multi Straight Abutment + Holder (MSAH 4820)

Cuff	Code
1.5mm	MSAN 4801
2.5mm	MSAN 4802
3.5mm	MSAN 4803
4.5mm	MSAN 4804
5.5mm	MSAN 4805



## Narrow Multi Angled Abutment Narrow

- Exclusive for anterior teeth
- Recommended torque : 25Ncm
- Packing unit : Narrow Multi Angled Abutment + Screw + Holder (MAH 1629)



Diameter		Ø3.0 / Ø3.3			
Cuff	Angle				
	20°		30°		
	Hex	Non-Hex	Hex	Non-Hex	
2.5	MAAN 482520H	MAAN 482520N			
3.5	MAAN 483520H	MAAN 483520N	MAAN 483530H	MAAN 483530N	
4.5	MAAN 484520H	MAAN 484520N	MAAN 484530H	MAAN 484530N	
5.5	MAAN 485520H	MAAN 485520N	MAAN 485530H	MAAN 485530N	
Screw	UNSAS 1407H				

## Multiunit Straight Abutment

Regular Wide

- Used for making a cement/screw retaining method prosthesis in a bridge case where the path is misaligned
- Recommended torque : 30Ncm
- Packing unit : Multiunit Straight Abutment + Holder (MSAH 4820)
- Driver : HD 2012A

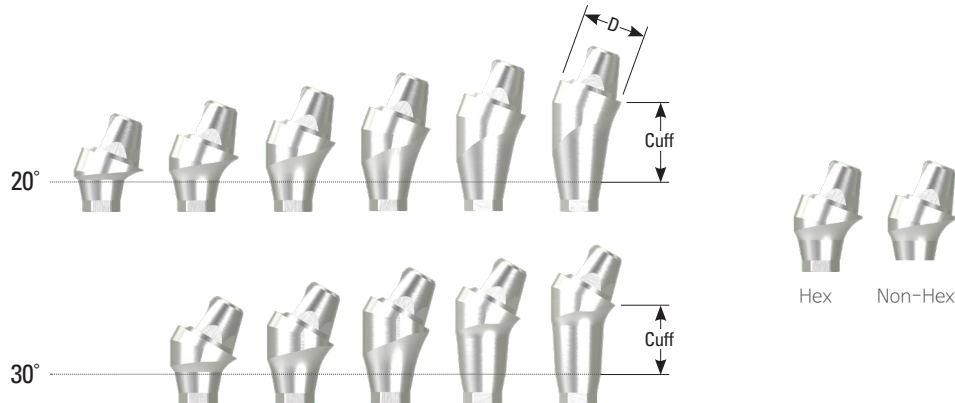
Cuff	Code
1.5mm	MSA 4801
2.5mm	MSA 4802
3.5mm	MSA 4803
4.5mm	MSA 4804
5.5mm	MSA 4805
6.5mm	MSA 4806
7.5mm	MSA 4807



## Multiunit Angled Abutment

Regular Wide

- Connected to the fixture using multi-unit angled abutment screws. (MASC 2006) (UFII Regular/Wide)
- Recommended torque : 30Ncm
- Packing unit : Multiunit Angled Abutment + Screw + Holder (MAH 1629)
- Driver : MHD 1215A (for the ratchet), MMD 1224 (for the machine)
- Cuff 6.5 / 7.5mm products can only be attached by fixture with diameter of more than  $\varnothing 4.5$



Diameter	$\varnothing 4.8$			
Cuff	Angle			
	20°		30°	
	Hex	Non-Hex	Hex	Non-Hex
2.5	MAA 482520H	MAA 482520N		
3.5	MAA 483520H	MAA 483520N	MAA 483530H	MAA 483530N
4.5	MAA 484520H	MAA 484520N	MAA 484530H	MAA 484530N
5.5	MAA 485520H	MAA 485520N	MAA 485530H	MAA 485530N
6.5	MAA 486520H	MAA 486520N	MAA 486530H	MAA 486530N
7.5	MAA 487520H	MAA 487520N	MAA 487530H	MAA 487530N
Screw	MASC 2006			

**DIO** IMPLANT  
[fullarch.dionavi.com](http://fullarch.dionavi.com)